

ME-WX Series Low impedance, High ripple current



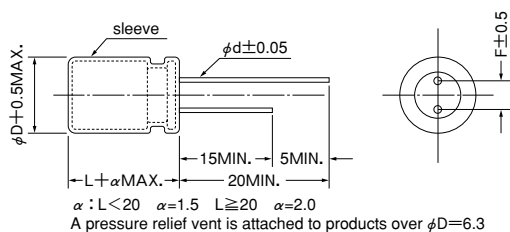
This series has less impedance(ESR) than ME-AX series at high frequency.
Higher ripple current than ME-AX series.

WX Low impedance mini **AX**

Specifications

Items		Specifications					
Rated voltage (V)		6.3	10	16	25	35	50
Category temperature range (°C)		-40 to +105					
Capacitance tolerance (%)		±20 (120Hz/20°C)					
Tangent of loss angle (tanδ) (MAX.)		0.22	0.19	0.16	0.14	0.12	0.10
		When nominal capacitance exceeds 1000 μF, add 0.02 to the value above for each 1000 μF increase. (120Hz/20°C)					
Leakage current (L.C.) (μA/after 2 min.) (MAX.)		0.01CV					
Impedance (120Hz) ratio at low temperature (MAX.)	Z-25°C/Z20°C	2	2	2	2	2	2
	Z-40°C/Z20°C	3	3	3	3	3	3
Endurance 105°C rated voltage applied	Test (hrs.)	φ D=5, 6.3: 2000、φ D=8: 3000、φ D=10, 12.5: 4000、φ D=16: 5000					
	ΔC/C	Within ±25% of the initial value					
	tan δ	≤ Twice the initial standard					
	L.C.	≤ The initial standard					

Dimensions



(Unit :mm)

φ D	5	6.3	8	10	12.5	16
F	2.0	2.5	3.5	5.0	5.0	7.5
φ d	0.5	0.5	0.6	0.6	0.6*	0.8

* φ 12.5×30 : φ d=0.8

Size List, Impedance, Maximum Permissible Ripple Current

Case Size φD×L (mm)	V						
	6.3			10			
	Capacitance (μF)	Impedance and ESR (ΩMAX.) (20°C/100kHz)	Ripple current (mArms) (105°C/100kHz)	Capacitance (μF)	Impedance and ESR (ΩMAX.) (20°C/100kHz)	Ripple current (mArms) (105°C/100kHz)	
5×11	150	0.30	250	100	0.30	250	
6.3×11	330	0.13	405	220	0.13	405	
8×11.5	560	0.072	760	470	0.072	760	
8×15	820	0.056	995	※1 680	0.056	995	
8×20	※1 1200	0.041	1250	※1 1000	0.041	1250	
10×12.5	1000	0.053	1030	680	0.053	1030	
10×16	1200	0.038	1430	1000	0.038	1430	
10×20	1500	0.023	1820	1200	0.023	1820	
10×20	2200	0.023	1820	1500	0.023	1820	
10×23	※3 2200	0.022	2150	※3 1500	0.022	2150	
12.5×20	3300	0.021	2360	2200	0.021	2360	
12.5×25	3900	0.018	2770	3300	0.018	2770	
12.5×30	4700	0.016	3290	3900	0.016	3290	
16×21	5600	0.018	3140	※2 3900	0.018	3140	
16×25	6800	0.016	3460	5600	0.016	3460	

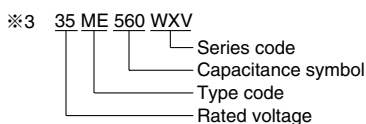
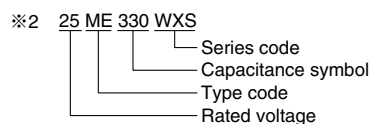
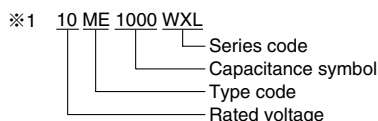
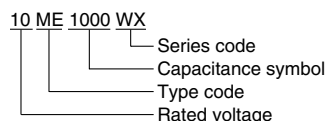
ME-WX Series

Case Size φD×L (mm)	V					
	16			25		
	Capacitance (μF)	Impedance and ESR (ΩMAX.) (20°C/100kHz)	Ripple current (mArms) (105°C/100kHz)	Capacitance (μF)	Impedance and ESR (ΩMAX.) (20°C/100kHz)	Ripple current (mArms) (105°C/100kHz)
5×11	56	0.30	250	47	0.30	250
6.3×11	120	0.13	405	100	0.13	405
8×11.5	330	0.072	760	220	0.072	760
8×15	※1 470	0.056	995	330	0.056	995
8×20	※1 680	0.041	1250	※1 470	0.041	1250
10×12.5	470	0.053	1030	※2 330	0.053	1030
10×16	680	0.038	1430	470	0.038	1430
10×20	1000	0.023	1820	680	0.023	1820
10×20	1200	0.023	1820	820	0.023	1820
10×23	※3 1200	0.022	2150	※3 820	0.022	2150
12.5×20	1500	0.021	2360	1000	0.021	2360
12.5×25	2200	0.018	2770	1500	0.018	2770
12.5×30	2700	0.016	3290	1800	0.016	3290
16×21	※2 2700	0.018	3140	※2 1800	0.018	3140
16×25	3900	0.016	3460	2700	0.016	3460

Case Size φD×L (mm)	V					
	35			50		
	Capacitance (μF)	Impedance and ESR (ΩMAX.) (20°C/100kHz)	Ripple current (mArms) (105°C/100kHz)	Capacitance (μF)	Impedance and ESR (ΩMAX.) (20°C/100kHz)	Ripple current (mArms) (105°C/100kHz)
5×11	33	0.30	250	22	0.34	238
6.3×11	56	0.13	405	47	0.14	385
8×12.5	※3 150	0.072	760	100	0.074	724
8×15	220	0.056	995	120	0.061	950
8×20	※1 270	0.041	1250	180	0.046	1190
10×12.5	※2 220	0.053	1030	150	0.061	979
10×16	330	0.038	1430	220	0.042	1370
10×20	470	0.023	1820	270	0.030	1580
10×23	※3 560	0.022	2150	330	0.028	1870
12.5×20	680	0.021	2360	470	0.027	2050
12.5×25	1000	0.018	2770	560	0.023	2410
12.5×30	1200	0.016	3290	680	0.021	2860
16×21	※2 1200	0.018	3140	820	0.023	2730
16×25	1800	0.016	3460	1000	0.021	3010

※1 ; Series symbol is WXL
 ※2 ; Series symbol is WXS
 ※3 ; Series symbol is WXV

Model No.



Radial Lead Type