

MJ15003, MJ15004

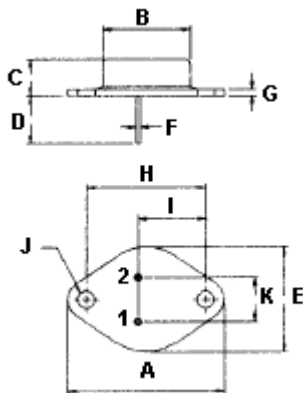
20A Complementary Power Transistors



The MJ15003 and MJ15004 are power base power transistors designed for high power audio, disk head positioners, linear amplifiers, switching regulators and other linear applications.

Features:

- High Power Dissipation
 $P_D = 250W$ ($T_C = 25^\circ C$)
- High DC current Gain and Low Saturation Voltage
 $h_{FE} = 25$ (Minimum) at $I_C = 5.0A$, $V_{CE} = 2.0V$.
- For Low Distortion Complementary designs.



Pin 1. Base
2. Emitter
Collector(Case)

Dimensions	Minimum	Maximum
A	38.75	39.96
B	19.28	22.23
C	7.96	9.28
D	11.18	12.19
E	25.20	26.67
F	0.92	1.09
G	1.38	1.62
H	29.90	30.40
I	16.64	17.30
J	3.88	4.36
K	10.67	11.18

Dimensions : Millimetres

NPN	PNP
MJ15003	MJ15004

20 Ampere
Complementary
Silicon Power
Transistors
140 Volts
250 Watts



TO-3

Maximum Ratings

Characteristic	Symbol	Rating	Unit
Collector-Emitter Voltage	$V_{CEO(sus)}$	140	V
Collector-Base Voltage	V_{CBO}		
Emitter-Base Voltage	V_{EBO}		
Collector Current-Continuous -Peak (1)	I_C I_{CM}	20 30	A
Base Current-Continuous -Peak (1)	I_B I_{BM}	5.0 10	
Total Power Dissipation at $T_C = 25^\circ C$ Derate above $25^\circ C$	P_D	250 1.43	W W/°C
Operating and Storage Junction Temperature Range	T_J, T_{STG}	-65 to +200	°C

(1) Pulse Test: Pulse Width = 5ms, Duty Cycle <10%.



MJ15003, MJ15004

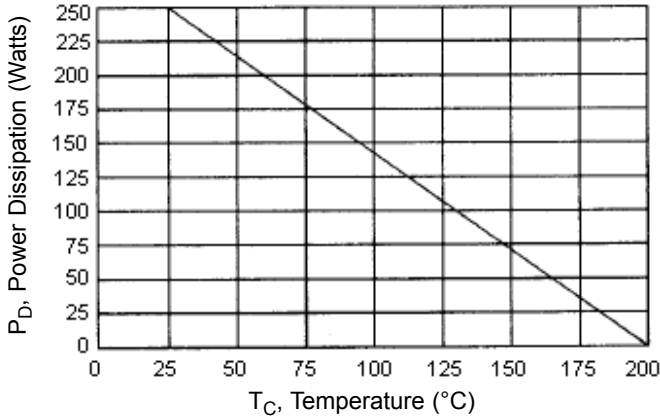
20A Complementary Power Transistors



Thermal Characteristics

Characteristic	Symbol	Maximum	Unit
Thermal Resistance Junction to Case	$R_{\theta jc}$	0.70	$^{\circ}\text{C}/\text{W}$

Figure - 1 Power Derating



Electrical Characteristics ($T_c = 25^{\circ}\text{C}$ unless otherwise noted)

Characteristic	Symbol	Minimum	Maximum	Unit
OFF Characteristics				
Collector-Emitter Sustaining Voltage (2) ($I_C = 200\text{mA}$, $I_B = 0$)	$V_{CE(sus)}$	140	-	V
Collector Cut off Current ($V_{CE} = 140\text{V}$, $I_B = 0$)	I_{CEO}	-	250	μA
Collector Cut off Current ($V_{CE} = 140\text{V}$, $V_{BE(off)} = 1.5\text{V}$) ($V_{CE} = 140\text{V}$, $V_{BE(off)} = 1.5\text{V}$, $T_C = 150^{\circ}\text{C}$)	I_{CEX}	-	100 2.0	μA mA
Emitter Cut off Current ($V_{EB} = 5.0\text{V}$, $I_C = 0$)	I_{EBO}	-	100	μA
ON Characteristics (2)				
DC Current Gain ($I_C = 5.0\text{A}$, $V_{CE} = 2.0\text{V}$)	h_{FE}	25	150	-
Collector-Emitter Saturation Voltage ($I_C = 5.0\text{A}$, $I_B = 500\text{mA}$)	$V_{CE(sat)}$	-	1.0	V
Base-Emitter On Voltage ($I_C = 5.0\text{A}$, $V_{CE} = 2.0\text{V}$)	$V_{BE(on)}$	-	2.0	
Dynamic Characteristics				
Current Gain-Bandwidth Product (3) ($I_C = 500\text{mA}$, $V_{CE} = 10\text{V}$, $f = 0.5\text{MHz}$)	f_T	2.0	-	MHz
Output Capacitance ($V_{CB} = 4.0\text{V}$, $I_E = 0$, $f = 1\text{MHz}$)	C_{ob}	-	1000	pF

(2) Pulse Test : Pulse Width = $300\mu\text{s}$, Duty Cycle $\leq 2.0\%$.

(3) $f_T = |h_{fe}| \cdot f_{test}$

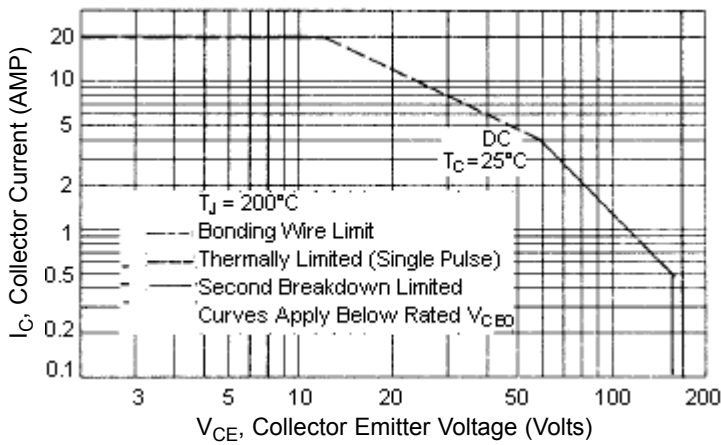


MJ15003, MJ15004

20A Complementary Power Transistors



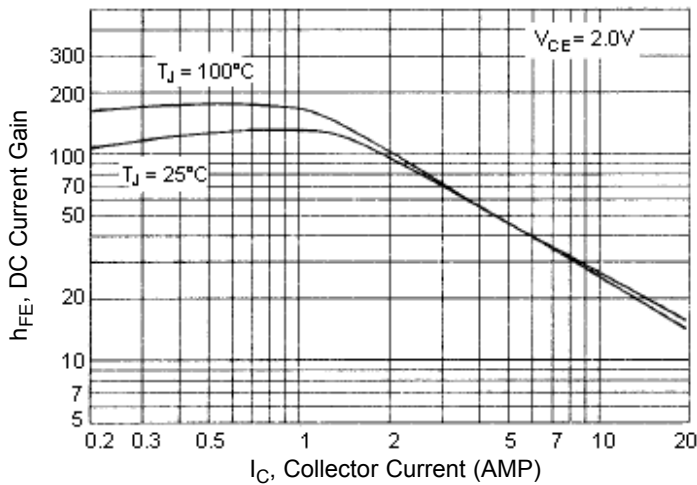
Figure - 2 Forward Base Safe Operating Area



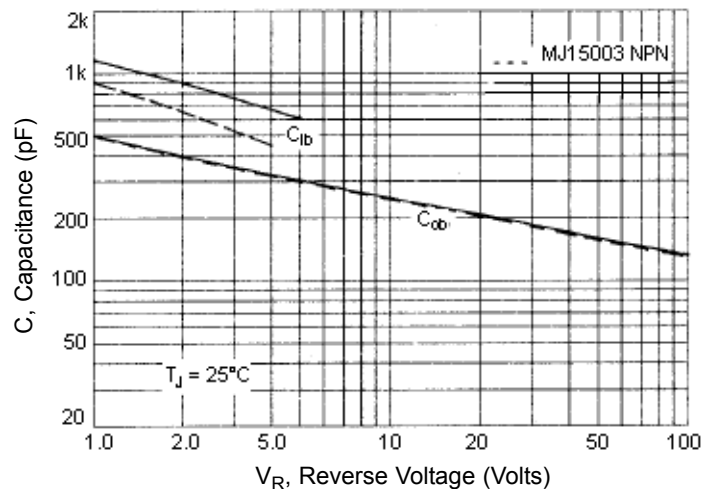
There are two limitations on the power handling ability of a transistor: average junction temperature and second breakdown safe operating area curves indicate I_C - V_{CE} limits of the transistor that must be observed for reliable operation i.e., the transistor must not be subjected to greater dissipation than the curves indicate.

The data of Figure - 2 is based on $T_{J(pk)} = 200^\circ\text{C}$; T_C is variable depending on conditions. At high case temperatures, thermal limitation will reduce the power that can be handled to values less than the limitations imposed by second breakdown.

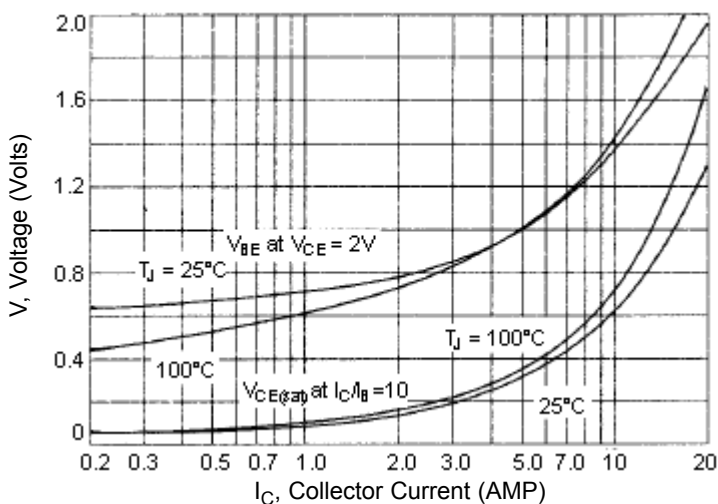
DC Current Gain



Capacitances



"ON" Voltage



MJ15003, MJ15004

20A Complementary Power Transistors



Specifications

$I_{C(av)}$ maximum (V)	V_{CEO} maximum (V)	h_{FE} minimum at $I_C = 5A$	P_{tot} at 25°C (W)	Package	Type	Part Number
16	140	25	250	TO-3	NPN	MJ15003
20	250	15			PNP	MJ15004

MJ15003, MJ15004

20A Complementary Power Transistors



Notes:

International Sales Offices:

**AUSTRALIA – Farnell InOne**

Tel No: ++ 61 2 9645 8888
Fax No: ++ 61 2 9644 7898

**FINLAND – Farnell InOne**

Tel No: ++ 358 9 560 7780
Fax No: ++ 358 9 345 5411

**NETHERLANDS – Farnell InOne**

Tel No: ++ 31 30 241 7373
Fax No: ++ 31 30 241 7333

**SWITZERLAND – Farnell InOne**

Tel No: ++ 41 1 204 64 64
Fax No: ++ 41 1 204 64 54

**AUSTRIA – Farnell InOne**

Tel No: ++ 43 662 2180 680
Fax No: ++ 43 662 2180 670

**FRANCE – Farnell InOne**

Tel No: ++ 33 474 68 99 99
Fax No: ++ 33 474 68 99 90

**NEW ZEALAND – Farnell InOne**

Tel No: ++ 64 9 357 0646
Fax No: ++ 64 9 357 0656

**UK – Farnell InOne**

Tel No: ++ 44 8701 200 200
Fax No: ++ 44 8701 200 201

**BELGIUM – Farnell InOne**

Tel No: ++ 32 3 475 2810
Fax No: ++ 32 3 227 3648

**GERMANY – Farnell InOne**

Tel No: ++ 49 89 61 39 39 39
Fax No: ++ 49 89 613 59 01

**NORWAY – Farnell InOne**

Tel No: ++ 45 44 53 66 66
Fax No: ++ 45 44 53 66 02

**UK – BuckHickman InOne**

++ 44 8450 510 150
++ 44 8450 510 130

**BRAZIL – Farnell-Newark InOne**

Tel No: ++ 55 11 4066 9400
Fax No: ++ 55 11 4066 9410

**HONG KONG – Farnell-Newark InOne**

Tel No: ++ 852 2268 9888
Fax No: ++ 852 2268 9899

**PORTUGAL – Farnell InOne**

Tel No: ++ 34 93 475 8804
Fax No: ++ 34 93 474 5288

**UK – CPC**

++ 44 8701 202 530
++ 44 8701 202 531

**CHINA – Farnell-Newark InOne**

Tel No: ++86 10 6238 5152
Fax No: ++86 10 6238 5022

**IRELAND – Farnell InOne**

Tel No: ++ 353 1 830 9277
Fax No: ++ 353 1 830 9016

**SINGAPORE – Farnell-Newark InOne**

Tel No: ++ 65 6788 0200
Fax No: ++ 65 6788 0300

**EXPORT – Farnell InOne**

Tel No: ++ 44 8701 200 208
Fax No: ++ 44 8701 200 209

For enquiries from all other markets

**DENMARK – Farnell InOne**

Tel No: ++ 45 44 53 66 44
Fax No: ++ 45 44 53 66 06

**ITALY – Farnell InOne**

Tel No: ++ 39 02 93 995 200
Fax No: ++ 39 02 93 995 300

**SPAIN – Farnell InOne**

Tel No: ++ 34 93 475 8805
Fax No: ++ 34 93 474 5107

**ESTONIA – Farnell InOne**

Tel No: ++ 358 9 560 7780
Fax No: ++ 358 9 345 5411

**MALAYSIA – Farnell-Newark InOne**

Tel No: ++ 60 3 7873 8000
Fax No: ++ 60 3 7873 7000

**SWEDEN – Farnell InOne**

Tel No: ++ 46 8 730 50 00
Fax No: ++ 46 8 83 52 62

<http://www.farnellinone.com>

<http://www.buckhickmaninone.com>

<http://www.cpc.co.uk>

Disclaimer This data sheet and its contents (the "Information") belong to the Premier Farnell Group (the "Group") or are licensed to it. No licence is granted for the use of it other than for information purposes in connection with the products to which it relates. No licence of any intellectual property rights is granted. The Information is subject to change without notice and replaces all data sheets previously supplied. The Information supplied is believed to be accurate but the Group assumes no responsibility for its accuracy or completeness, any error in or omission from it or for any use made of it. Users of this data sheet should check for themselves the Information and the suitability of the products for their purpose and not make any assumptions based on information included or omitted. Liability for loss or damage resulting from any reliance on the Information or use of it (including liability resulting from negligence or where the Group was aware of the possibility of such loss or damage arising) is excluded. This will not operate to limit or restrict the Group's liability for death or personal injury resulting from its negligence. Multicomp is the registered trademark of the Group. © Premier Farnell plc 2004.

