

Axial Wirewound Resistors



Features

- Superior heat resistance
- Superior pulse resistance
- Wide range of resistance values available
- Good electrical stability, reliability and mechanically very rigid
- Flameproof coating



PART NUMBER

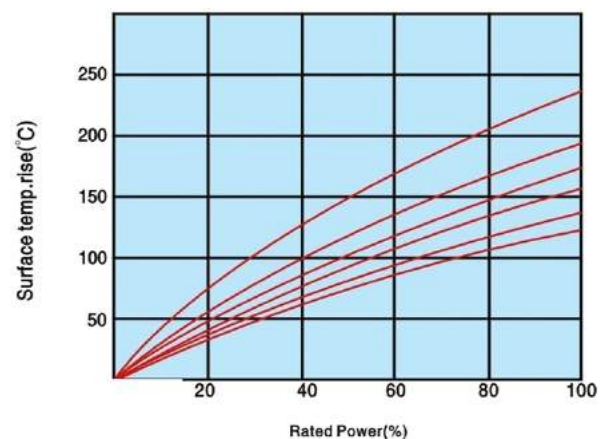
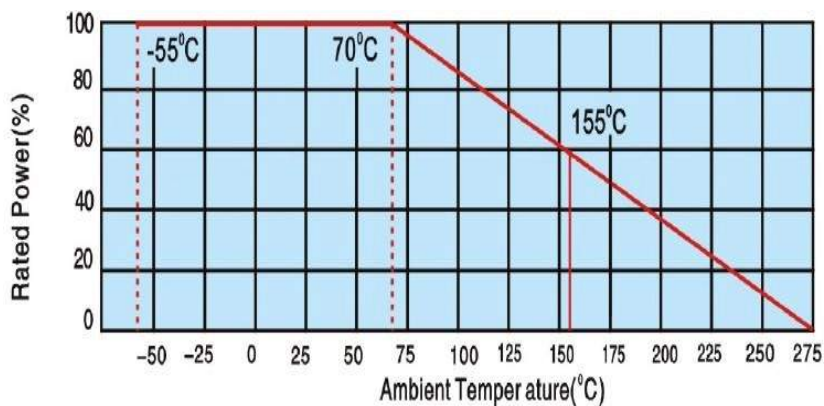
Example: RND 1551W22RF

RND 155	1W	22R	F
Type	Rated Power	Resistance Value	Tolerance
		0R22 = 220 mΩ 22R=22 Ω 1000R=1 kΩ	F = ± 1% J = ± 5%

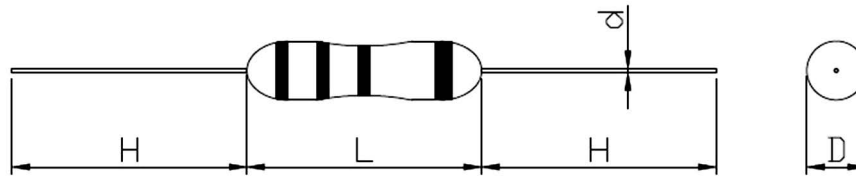
Electrical Specifications

Characteristics	Condition	Compliance
Tolerance		±1%, ±5%
Temperature Coefficient		± 300PPM/°C
Insulation Resistance		>10 ⁴ Ω
Change in resistance		
a. Short time overload	-	± (2% + 0.05Ω)
b. Load Life	@70°C	± (5% + 0.05Ω)
c. Temperature Cycling	-	± (2% + 0.05Ω)
d. Moisture Load Life	-	± (5% + 0.05Ω),
Solderability (where applicable)		>95%

Power Derating Curve and Surface Temperature Rise



Drawing and Dimensional Details



Rated Power (W)	Resistance Range	L	D	d	H
1	0.22 Ω-1 kΩ	9.0±1.0	3.2±0.5	0.50±0.02	25±3
2	4.7 Ω-100 Ω	11.0±1.0	4.5±0.5	0.65±0.02	25±3
3	0.1 Ω-1 kΩ	15.0±1.0	5.0±1.0	0.70±0.02	25±3
4	0.1 Ω-1 kΩ	15.0±1.0	5.0±1.0	0.70±0.02	25±3
5	0.1 Ω-1 kΩ	17.0±1.0	6.0±1.0	0.70±0.02	25±3
10	4.7 Ω-1 kΩ	32.0±1.0	8.5±1.0	0.70±0.02	25±3
12	22 Ω-100 Ω	37.0±1.0	8.5±1.0	0.70±0.02	25±3
20	15 Ω-1 kΩ	52.0±1.0	8.5±1.0	0.70±0.02	25±3