

Fuse NH-DIN00-DIN00C 400V



See below:  
[Approvals and Compliances](#)

**Description**

- Characteristic gG (gL)
- According to IEC 269
- According VDE 0636
- energy saving
- Selectivity 1:1.6
- Removal tags energized
- Dimensions according to DIN 43620

**Weblinks**

[pdf datasheet](#), [html-datasheet](#), [CAD-Drawings](#), [Detailed request for product](#)

**Technical Data**

Rated Current In	6- 160A
Rated Voltage	400VAC
Breaking Capacity	100 kA
Rated Power Operating Frequency	50Hz

Contact blade	Full contact blades, Cu silvered
Characteristic resistance	even with alternating load nonagin to VDE 0636
Indicator	Combi indicator

**Basic Design**

Insulator	Ceramic
Metal components	corrosion-resistant (rustproof)

**Power Dissipation (Watt) operating temperature max.**

The power dissipation is the so called power loss at rated current load and operation temperature acc. VDE 0636 . It is to be measured in Watt at AC condition. The voltage tap is to be assured that the power dissipation of the blade contacts are included. This means the measure contact need to be applied at the ends of the blade contacts. The standard VDE 0636 part 1 and 2 requires that following maximal permissible power losses are not exceeded.

**Approvals and Compliances**

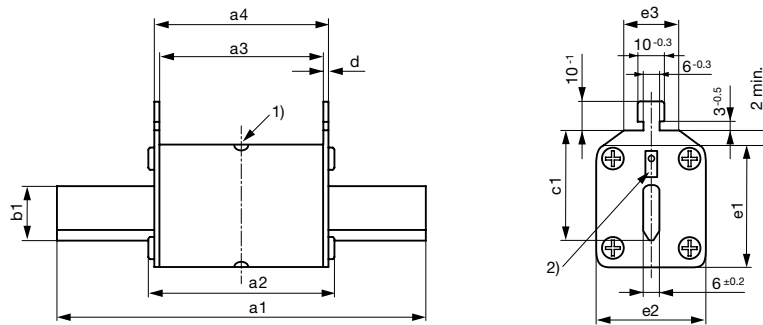
Detailed information on product approvals, code requirements, usage instructions and detailed test conditions can be looked up in [Details about Approvals](#)

**Compliances**

The product complies with following Guide Lines

Identification	Details	Initiator	Description
REACH	REACH	SCHURTER AG	On 1 June 2007, Regulation (EC) No 1907/2006 on the Registration, Evaluation, Authorization and Restriction of Chemicals 1 (abbreviated as "REACH") entered into force.

## Dimension [mm]

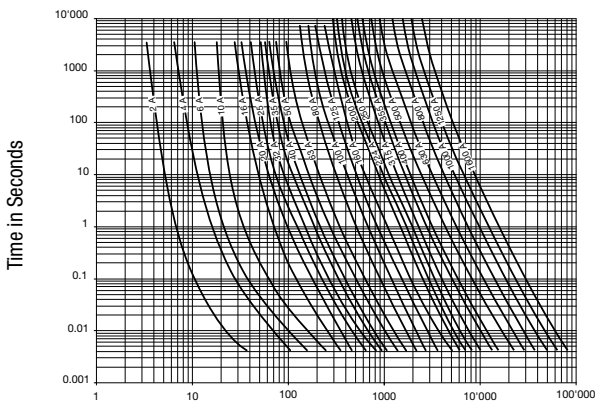


DIN	a1	a2	a3	a4	b1	c1	d	e1	e2	e3
00	78.5 ±1,5	54-6	45 ±1,5	49 ±1,5	15 ±0,8	35 ±0,8	2,0 ±1,0/-0,5	41	30 -1,0	20 ±5
00C	78.5 ±1,5	54-6	45 ±1,5	49 ±1,5	15 ±0,8	35 ±0,8	2,0 ±1,0/-0,5	36	20 ±0,9	20 ±5

- 1) Centre indicator
- 2) Flat indicator

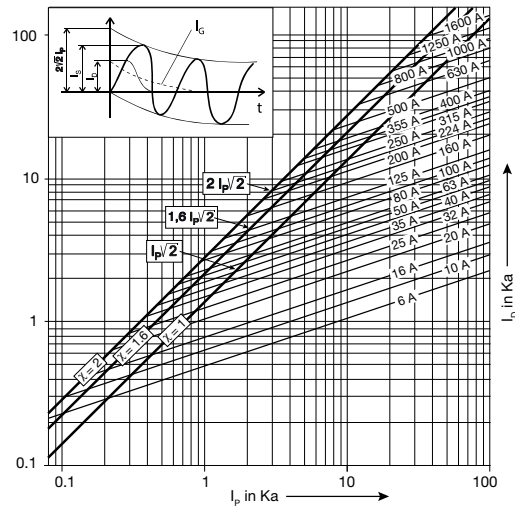
## Time-Current-Curves

DIN00 - DIN3, 400-500 V



Current in Amperes

## Current limiting diagram



The prospective short circuit current is the value of the current, that would flow if there was no protection in the circuit.

- ID Let-through current
- IG Value of DC component
- IP Prospective short-circuit current
- IS Short-circuit peak current
- X Factor ( $X=2$  für  $\cos\varphi=0$ ,  $X=1$  für  $\cos\varphi=1$ )

All Variants

Rated current [A]	Style [Compact]	Power Loss [W]	Order Number	E-No
6	C	1.3	<a href="#">1301.0104</a>	840400079
10	C	1.5	<a href="#">1301.0105</a>	840400089
16	C	1.8	<a href="#">1301.0106</a>	840400099
20	C	1.9	<a href="#">1301.0107</a>	840400109
20	-	1.9	<a href="#">1301.0094</a>	840600109
25	C	2.3	<a href="#">1301.0108</a>	840400119
25	-	2.3	<a href="#">1301.0095</a>	840600119
32	C	2.8	<a href="#">1301.0115</a>	840400129
32	-	2.8	<a href="#">1301.0116</a>	840600129
35	C	3.0	<a href="#">1301.0109</a>	840400139
35	-	3.0	<a href="#">1301.0096</a>	840600139
40	C	3.1	<a href="#">1301.0110</a>	840400149
40	-	3.1	<a href="#">1301.0097</a>	840600149 1)
50	C	4.0	<a href="#">1301.0111</a>	840400159
50	-	4.0	<a href="#">1301.0098</a>	840600159
63	C	4.9	<a href="#">1301.0112</a>	840400179
63	-	4.9	<a href="#">1301.0099</a>	840600179
80	C	5.0	<a href="#">1301.0113</a>	840400199
80	-	5.0	<a href="#">1301.0100</a>	840600199
100	C	5.2	<a href="#">1301.0114</a>	840400209
100	-	5.2	<a href="#">1301.0101</a>	840600209
125	-	6.2	<a href="#">1301.0102</a>	840600219
160	-	8.5	<a href="#">1301.0103</a>	840600239

1) without VDE approvals

 Most Popular.

Availability for all products can be searched real-time: <https://www.schurter.com/en/Stock-Check/Stock-Check-SCHURTER>

**Packaging Unit**    3 Pcs