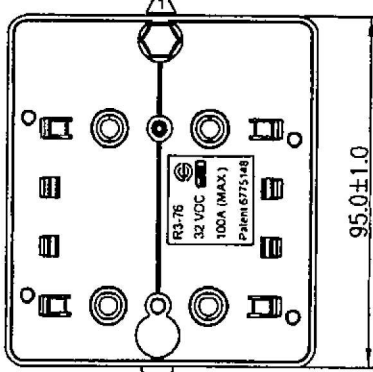
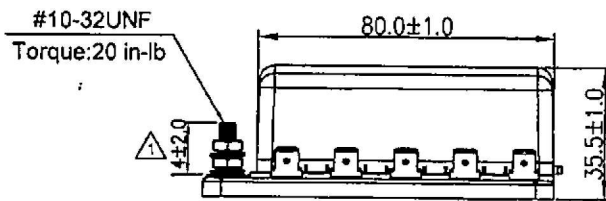
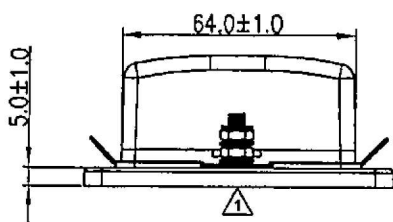
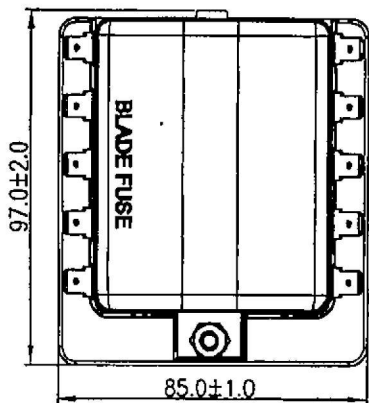


Voltage (Max.)	32 VDC.	Mounting Holes	Blade Fuse Dim.
Input Terminal Rating	#10-32 threaded studs (100A max.)		
Output Terminal Rating	30A max. per circuit.		
Connection Pad Option Available	Input wire size : #4-6 AWG. Output wire size : #12-16 AWG.	Terminal Dim.	
Fuse Specifications	For Blade Fuses Used Only		
Torque Rating	20 in-lb (2.25Nm) max.		
Mounting Torque Rating	8 in-lb (0.9Nm) max.		
Temperature Rating	-20 °C to 85 °C	Circuit Diagram	



原稿
2016.3.28
研發部

Material :
Cover : PC. (Transparent)
Housing , Base : PBT. (Black)
Push Button : POM. (White)
Terminal : Tin. plating Copper

Notes :
1. Rating 100A max. tested by 4 pcs. 25A load.

03/21/16	柳新強	設計變更,取消平墊圈,增加1PCS彈簧華司/1PCS六角螺母/1PCS 3M貼紙,尺寸15±2.0變更為14±2.0,更新圖面			△
Date	Name	Description			No.
Drawn	Checked	Approved	SCI BOM No.	1310542	Model Name
柳新強			Customer No.	11514-10T	BLADE FUSE BOX (10P)
03/21/16	3/21-16	3/23-16	Unit	mm	Model No.
					R3-76-01-3L110
					Rev.
					1