

Axial Wirewound Resistors



Features

- Superior heat resistance
- Superior pulse resistance
- Wide range of resistance values available
- Good electrical stability, reliability and mechanically very rigid
- Flameproof coating



PART NUMBER

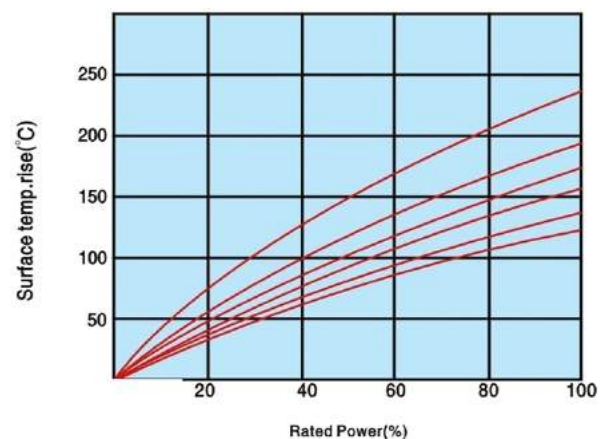
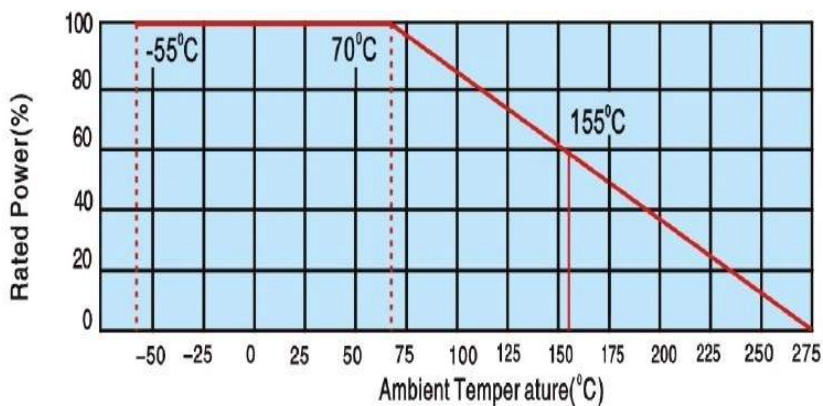
Example: RND 1551W22RF

RND 155	1W	22R	F
Type	Rated Power	Resistance Value	Tolerance
		0R22 = 220 mΩ 22R=22 Ω 1000R=1 kΩ	F = ± 1% J = ± 5%

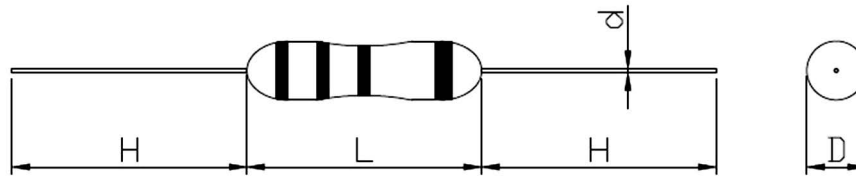
Electrical Specifications

Characteristics	Condition	Compliance
Tolerance		±1%, ±5%
Temperature Coefficient		± 300PPM/°C
Insulation Resistance		>10 ⁴ Ω
Change in resistance		
a. Short time overload	-	± (2% + 0.05Ω)
b. Load Life	@70°C	± (5% + 0.05Ω)
c. Temperature Cycling	-	± (2% + 0.05Ω)
d. Moisture Load Life	-	± (5% + 0.05Ω),
Solderability (where applicable)		>95%

Power Derating Curve and Surface Temperature Rise



Drawing and Dimensional Details



Rated Power (W)	Resistance Range	L	D	d	H
1	0.22 Ω -1 k Ω	9.0 \pm 1.0	3.2 \pm 0.5	0.50 \pm 0.02	25 \pm 3
2	4.7 Ω -100 Ω	11.0 \pm 1.0	4.5 \pm 0.5	0.65 \pm 0.02	25 \pm 3
3	0.1 Ω -1 k Ω	15.0 \pm 1.0	5.0 \pm 1.0	0.70 \pm 0.02	25 \pm 3
4	0.1 Ω -1 k Ω	15.0 \pm 1.0	5.0 \pm 1.0	0.70 \pm 0.02	25 \pm 3
5	0.1 Ω -1 k Ω	17.0 \pm 1.0	6.0 \pm 1.0	0.70 \pm 0.02	25 \pm 3
10	4.7 Ω -1 k Ω	32.0 \pm 1.0	8.5 \pm 1.0	0.70 \pm 0.02	25 \pm 3
12	22 Ω -100 Ω	37.0 \pm 1.0	8.5 \pm 1.0	0.70 \pm 0.02	25 \pm 3
20	15 Ω -1 k Ω	52.0 \pm 1.0	8.5 \pm 1.0	0.70 \pm 0.02	25 \pm 3